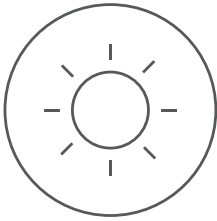
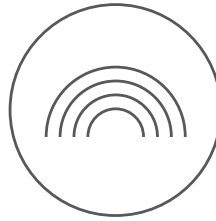


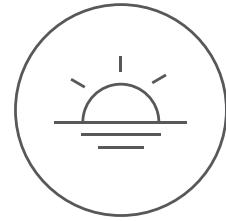
Product Features



Adjustable
brightness




16M colors




Adjustable color
temperature



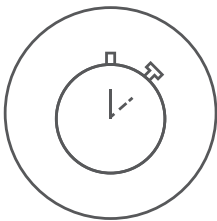
Four lighting
modes



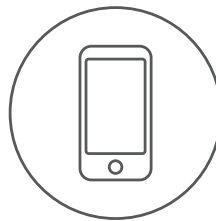
Night light




On/Off timer



Off-delay timer



Mobile control



Firmware
upgrade

FCC Compliance Statement

Any Changes or modifications not expressly approved by the party responsible for compliance could void the user's authority to operate the equipment. This device complies with part 15 of the FCC Rules. Operation is subject to the following two conditions:

(1) This device may not cause harmful interference, and (2) this device must accept any interference received, including interference that may cause undesired operation.

This equipment has been tested and found to comply with the limits for a Class B digital device, pursuant to part 15 of the FCC Rules. These limits are designed to provide reasonable protection against harmful interference in a residential installation. This equipment generates uses and can radiate radio frequency energy and, if not installed and used in accordance with the instructions, may cause harmful interference to radio communications. However, there is no guarantee that interference will not occur in a particular installation. If this equipment does cause harmful interference to radio or television reception, which can be determined by turning the equipment off and on, the user is encouraged to try to correct the interference by one or more of the following measures:

1. Reorient or relocate the receiving antenna.
2. Increase the separation between the equipment and receiver.
3. Connect the equipment into an outlet on a circuit different from that to which the receiver is connected.
4. Consult the dealer or an experienced radio/TV technician for help.

Warning

1. Before using this product, please make sure that your voltage is appropriate for this product's working voltage. Using this product with a voltage other than the one specified may damage the product and cause safety hazards.
2. Do not disassemble this product, as the light diodes can cause damage to the eyes.
3. The light bulb will heat up when working.
Do not use it in a confined holder for an extended period of time. Ensure sufficient ventilation for the light bulb to allow for heat dissipation.
4. The optical radiation of this LED light product complies with the "Exemptions and Requirements" of IEC 62471-2006.
5. For indoor use only.
6. Disconnect power before installation to prevent risk of electronic shock.
7. Do not use where directly exposed to water.
8. Do not use with dimmers.
9. The light source of this product is nonchangable light diodes (LED).

How to Restore to Factory Settings

Use the light switch to turn the light bulb on and off five times (on for two seconds, off for two seconds). The light bulb will display a circling multi-colored effect, then automatically reset itself and display a white light after five seconds. This shows that the light bulb has been restored to its factory settings.

List of Functional Faults

Functional Faults	Light bulb does not come on when connected to power
	Light bulb blinks abnormally
	A lack of color or unable to change color
	Problems with the light bulb preventing the app from connecting to or controlling it
	A malfunction that affects use or safety due to a compromised product structure (other than those caused by a user)

Please read this manual carefully before using the product

Manufacturer: Qingdao Yeelink Information Technology Co., Ltd.

Address: F10-B4, Bldg B, International Innovation Park,
#1 Keyuanwei Rd, Laoshan District, Qingdao City

Website: <http://www.mi.com/en/>

Go to www.mi.com to learn more.